



# BX-ENEL5-1

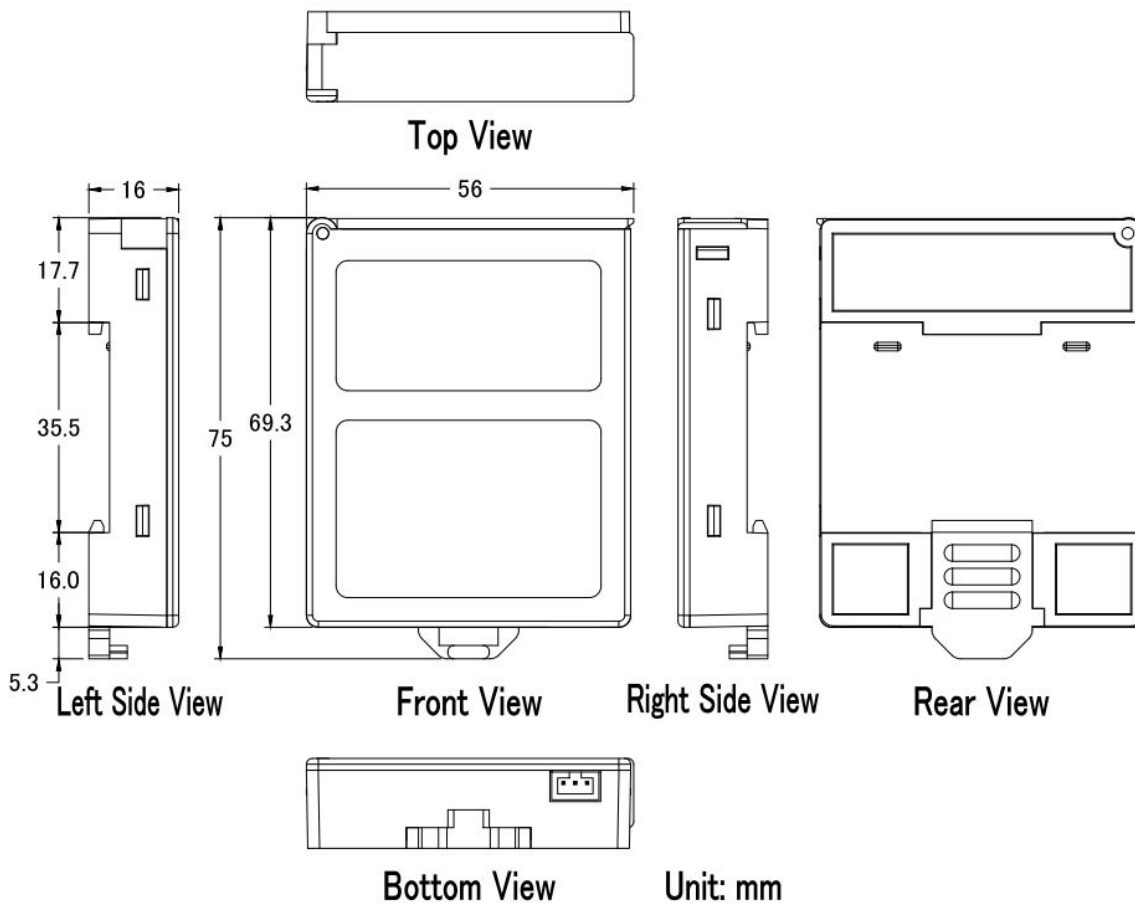
## Quick Start

### Package Checklist

The package includes the following items:


- One BX-ENEL5-1 Battery Box
- One Quick Start

### ➤ BX-ENEL5-1 Dimensions (Unit: mm)




## ➤ Installation

A. Install Nikon a battery ENEL5 into the battery box.



B. Install BX-ENEL5-1 battery box and GT-530 (or other device that need the battery) on DIN Rail, and connect the connector of the battery to the slot "BAT" of GT-530.



## ➤ Technical Support

ICP DAS Service : [service@icpdas.com](mailto:service@icpdas.com)